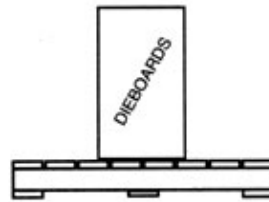


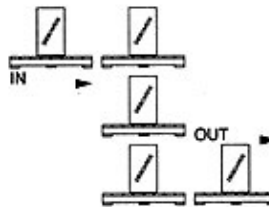
Dieboard Storage Guide

FLAT AND ROTARY DIEBOARD GUIDELINES



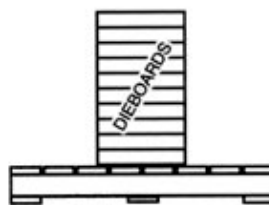
ALWAYS keep the dieboards in their packaging during storage. This will protect the dieboards and help maintain the moisture content.

NEVER remove dieboards from their packaging and lean them against a wall. This will cause warping and cupping.



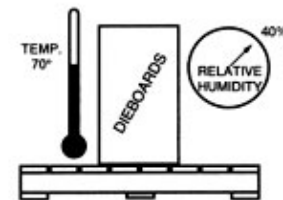
ALWAYS maintain a first-in first-out policy. This will allow the dieboards time to adjust with the environment.

NEVER store dieboards near heat vents, open windows or doors.



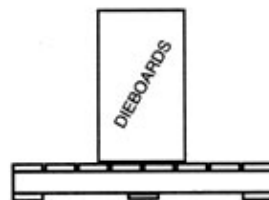
ALWAYS store packaged dieboards in a stable environment. (Indoors)

NEVER stack different sizes of dieboards on the same pallet, and never stack dieboards unevenly. (flat dieboards)



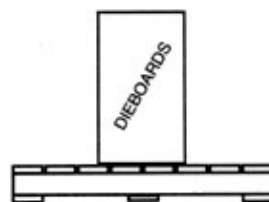
ALWAYS store packaged dieboards in a stable environment. (Indoors)

NEVER store/ ship dieboards so they are exposed to the elements. (outdoors)



ALWAYS store the packaged dieboards on a pallet.

NEVER store the dieboards directly on the concrete surface. The dieboards will absorb moisture.



ALWAYS store packaged dieboards where they can be placed on a clean, flat and dry surface. (this eliminates twisting)

NEVER store dieboard skids on an uneven surface. This will cause twisting of the dieboards.

NOTE: Adherence to these guidelines will help prevent twisting or warping of dieboards.